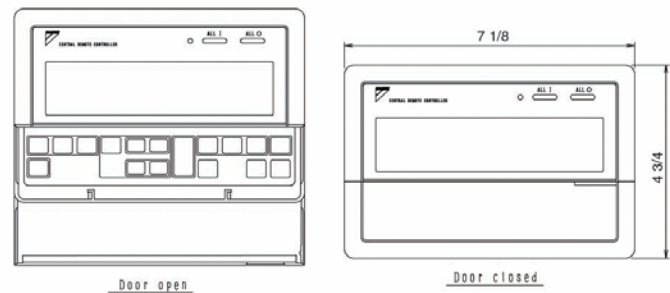
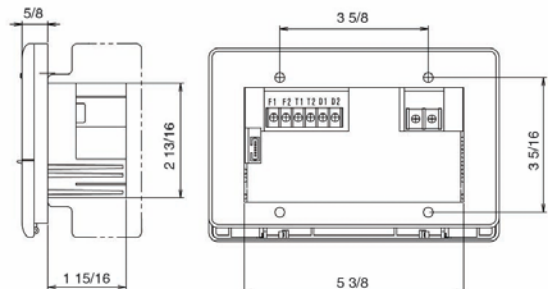



Job Name:	Location:
Purchaser:	
Engineer:	
Submitted To:	For: <input type="checkbox"/> Reference <input type="checkbox"/> Approval <input type="checkbox"/> Construction
Submitted By:	Date:
Unit Designation: Schedule #:	Model No.:

For use with the following Daikin VRV Models: FXAQ; FXFQ; FXHQ; FXLQ; FXMQ; FXNQ; FXSQ; FXDQ; FXOQ
 For use with the following Daikin SkyAir Models: FCQ, FHQ

FEATURES / BENEFITS
<ul style="list-style-type: none"> You can connect up to 64 groups of indoor units (max. 128 units); allows you to operate or monitor ON/OFF temperature setting, etc., by zone individually or together. Up to 2 units are connectable within 1 system (up to 4 units in case of the double central control mode). Executes zone control for up to 64 zones and is designed for operation efficiency. Error contents are displayed in code; maintenance and inspections can be quickly carried out. 1 schedule timer and up to 4 unified on/off controllers can be connected to a single unit, and you can freely extend the central control system according to building size and purpose. Operating status indication (normal operation, alarm). A maximum wiring distance between a controller and any unit of 3,280 ft. A maximum wiring length of 6,560 ft. (including all connections). Applicable wiring methods include bus and star in addition to series wiring.



OPERATION	Start/Stop	
	Operation Mode	
	Temperature Setting	
	60°F – 90°F Set Point Range	
	Permit/Prohibit Selection	
	Fan Speed	
	Airflow Direction	
MONITORING	Status	
	Malfunction Flashing	
	Malfunction Content	
	Filter Sign	
	Operation Mode	
	Temperature Setting	
	Permit/Prohibit Selection	
SCHEDULING	8 Weekly Schedule*	
	CONTROL MANAGEMENT	Field Setting Mode
		Group Setting
	Auto Re-Start	

POWER SUPPLY
Power Supply AC 100-240V ±10% 50/60hz

SPECIFICATIONS OF CORD	
TYPE	TYPE
SIZE	SIZE
TOTAL LENGTH	TOTAL LENGTH

* using a schedule timer DST301BA61