




Submittal Data Sheet

Branch Selector Box, Flex-Series
BSF8Q54TVJ



DESCRIPTION

Daikin's new Flex series Branch selector boxes are engineered to be compact and provide flexibility in design, installation, maintenance, and service. Packed with Daikin technology, the new Flex series branch selector boxes fit in tight ceiling spaces. The versatile piping configurations, and the ease of maintenance and service makes the Flex series an ideal choice for commercial buildings.

FEATURES and BENEFITS

- Engineered for flexibility in design with left, right and pass through piping configuration
- Ideal for tight spaces with 9-1/2" height and no service clearance requirement on top
- Series connectible up to 12 ports with up to 230 MBH downstream capacity
- Low ambient technical cooling capability down to -4F°
- Pass through configuration allows reduction in required REFNETs
- Ease of maintenance with access to EEV heads from side access panels
- Ability to mix and match standard and flex series branch selector units
- Same piping flexibility as standard series branch selector units
- Compatible with M, P and T series indoor units and all T series VRV 3 phase heat recovery systems

SPECIFICATIONS				
Model No:			BSF8Q54TVJ	
Type			Multi-Port	
Power Supply			Single phase 208/230V 60Hz	
MCA / MOP			0.8 / 15	
Number of Branches			8	
Max Capacity Index of Connectable Indoor Units Per BS Box / Connected in Series			290 / 162	
Maximum connection index per port			54	
Max Capacity Index of Total Connectable Indoor Units Under BS Units Connected in Series			230	
Piping connections	Indoor Unit	Liquid	in.	3/8 (1/4) Brazing
		Gas	in.	5/8 (1/2) Brazing
	Outdoor unit	Liquid	in.	5/8 Brazing
		Suction Gas	in.	1-1/8 Brazing
		HP/LP Gas	in.	1-1/8 Brazing
Weight			lbs (kg)	81 (37)
Dimensions	Height		in. (mm)	9 -1/2 (241)
	Width		in. (mm)	23-3/8 (593)
	Depth		in. (mm)	23-3/4 (603)
Sound Level	Operating Sound / Max Sound		dB(A)	40.5 / 50
Refrigerant			R410A	
Optional Accessory		Pipe Reducer Kit	Part Number	KHFP26A200T

Daikin North America LLC, 19001 Kermier Rd, Waller TX, 77484
www.daikinac.com www.daikincomfort.com

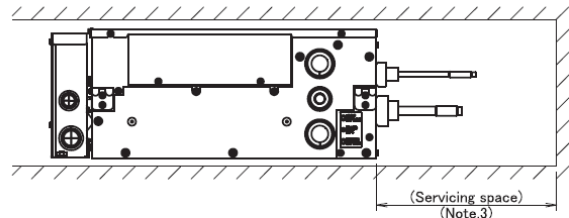
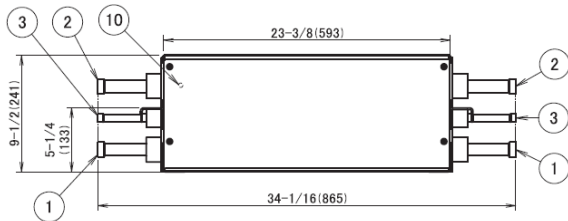
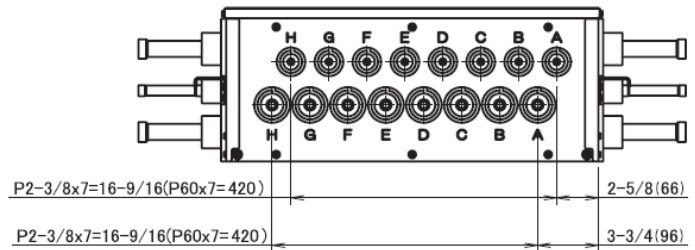
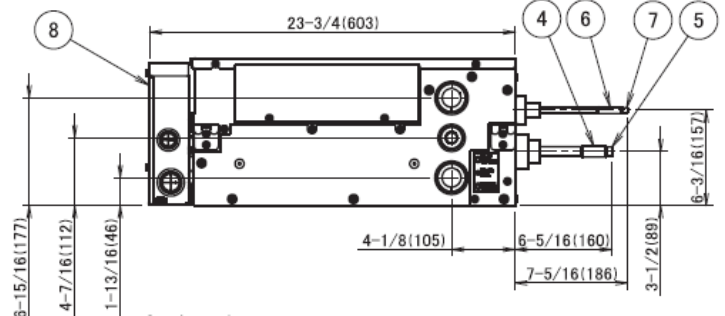
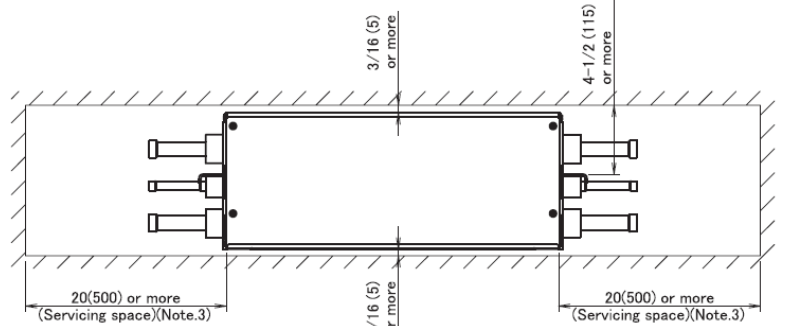
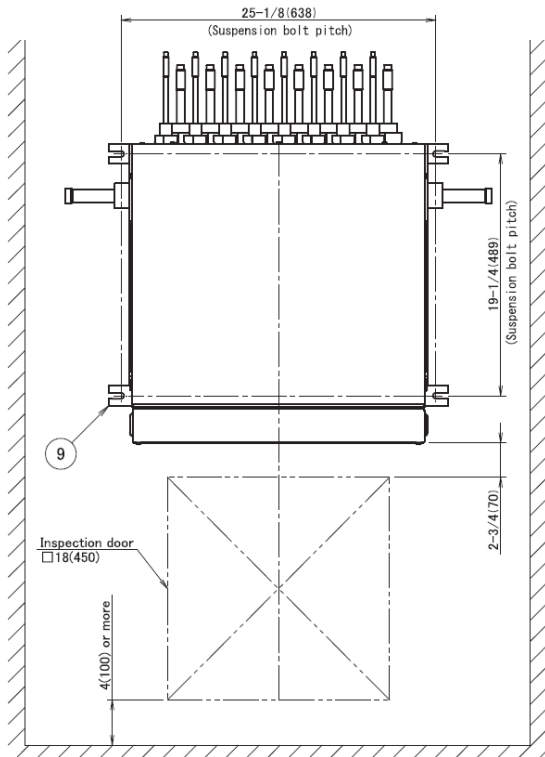
(Daikin's products are subject to continuous improvements. Daikin reserves the right to modify product design, specifications and information in this data sheet without notice and without incurring any obligations).



Submittal Data Sheet

Branch Selector Box, Flex-Series
BSF8Q54TVJ

DIMENSIONAL DRAWINGS



7	Indoor unit liquid pipe connection port (Note. 4)	φ1/4(φ6.4) Brazing connection			
6	Indoor unit liquid pipe connection port (Note. 4)	φ3/8(φ9.5) Brazing connection			
5	Indoor unit gas pipe connection port (Note. 4)	φ1/2(φ12.7) Brazing connection			
4	Indoor unit gas pipe connection port (Note. 4)	φ5/8(φ15.9) Brazing connection			
3	Outdoor unit liquid pipe connection port (Note. 5, 6)	φ5/8(φ15.9) Brazing connection	1	Ground terminal	M4
2	Outdoor unit HP/LP gas pipe connection port (Note. 5, 6)	φ1-1/8(φ28.6) Brazing connection	9	Hanger brackets	M3~M10
1	Outdoor unit suction gas pipe connection port (Note. 5, 6)	φ1-1/8(φ28.6) Brazing connection	8	Control box (Note.1)	
No.	Part name	Remark	No.	Part name	Remark

Daikin North America LLC, 19001 Kermier Rd, Waller TX, 77484
www.daikinac.com www.daikincomfort.com

(Daikin's products are subject to continuous improvements. Daikin reserves the right to modify product design, specifications and information in this data sheet without notice and without incurring any obligations).