



# LKC30DW LKC40DW SYSTEM CONTROLLER

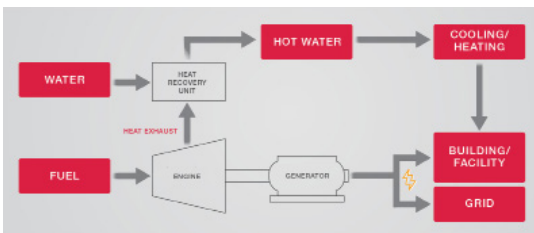


Specifications	Model	LKC30DW/LKC40DW
	Model Description	System Controller
	Number of Units Controlled	Up to 8 CP Units (CP5WN, CP10WN) Up to 16 CP Units (CP35D1)
	Weight	3.97 lb (1.8 kg)
	Communication Cable Length	656 ft. (200 m) maximum to CP unit(s)
	Power Supply	AC 85V to 265V
	Power Consumption	Maximum of 9.6 W
	Size of Touch Panel	3.5 inches (88.9 mm)
	Operating Temperature Range	+32°F to +104°F (0°C to + 40°C)
	Operating Humidity Range	25-85% Relative Humidity
	Installation Location	An Indoor Space Without Exposure To: Direct Sunlight Vibration
	Internal Battery	Lithium Battery (*1)
	Standard Warranty	2 Years/Unlimited Hours
Maintenance & Extended Warranty Plans (Optional YES Product Protection Available as Part of a Complete mCHP or GHP System)	10 Years/30,000 Hours; <i>Whichever Comes First</i>	
	10 Years/60,000 Hours; <i>Whichever Comes First</i>	
	15 Years/90,000 Hours; <i>Whichever Comes First</i>	

The System Controller offers many benefits to customers including, flexible scheduling of unit operations, scheduling unit rotation, setting system operating parameters, analyzing system performance and displaying alarms for YANMAR mCHP dealer trouble shooting accuracy and efficiency.

\*1: A lithium battery is used as a backup power source during power failure. A lithium battery has a life of approximately 10 years. The data retention period during a power failure is 100 days when the battery is initially fully charged and 6 days as the battery approaches the end of its lifetime. The data retention period becomes progressively shorter over the lifetime of the battery.

## CHP Basic Flow



NOTE: Due to YANMAR's ongoing commitment to quality, specifications, ratings and dimensions subject to change without notice. Improper installation, adjustment, alteration, service or maintenance can cause property damage or personal injury. Installation and service must be in accordance with current specifications, ratings and dimensions and be performed by a qualified installer and servicing agency.



	Model	LKC30DW	LKC40DW
Display	Configuration	Color Touchscreen LCD Panel	
	Size	2.78 in (70.56 mm) x 2.08 in (52.92 mm)	
	Supported Languages	English, Spanish, Japanese, Chinese, German, Italian, Dutch, Portuguese, Korean	
	Clock Display Function	Year, Month, Day, Hour & Minute Can Be Displayed	
Schedule	Weekly Scheduling	(4 Patterns/Day x 7 Days) x 5	
	Annual Scheduling	8 Terms/Year	
	Setting the Max. Number of Operating Units	Available	
	Holiday Setting	Holidays Within a Year from the Current Date Can Be Set By: Specifying the Dates or Specifying the Day(s) of the Week	
Main Body	External Dimensions	8.35 in (212 mm) x 8.35 in (212 mm) x 2.36 in (60 mm)	
	Weight	3.97 lb (1,800 g)	
	Input Power	AC85V - 265V	
	Data Backup Timing	100 Days (For New Product)	
	Power Consumption	9.6 W or Less	
	Color (Main Body)	Munsell 2.5Y9/1	
	Communication Between External Display Devices	Available (RS232C)	N/A
	Communication Between Facility Controllers (PLC)	N/A	Available (LAN Communication) *2
Other	Max. Connections (*1)	CP5WN-CP10WN-CP25VB3(Z): 8 Units CP35VC(Z)-CP35D1(Z): 16 Units	
	Operation Type	Single or Multiple Units (Choose Rotation or Batch Operation)	
	Manipulation/Monitoring from Tablet	N/A	Available *3
	Scheduled Operation	Available	
	Manual Operation	Available	
	Operation Display	Displayed	
	Emergency Stop	Available	
	Generator Status Monitoring	Transmission Power, Transmission Voltage, Transmission Current, Transmission Frequency, Engine Speed, Cumulative Operation Time, Cumulative Operation Time After Maintenance Service, Engine Oil Pressure & Temperature, Cooling Water Temperature	
	Calendar Function	Equipped	
	Power Trend Graph	Equipped	
	Alarm Display	Indicated by Alarm Code + Alarm Name	
	Alarm History List	Can Be Displayed	
	Alarm Reset	Available	
	Operation Start/Stop Power Setting	Available	

LKC30DW: Upward Compatible with the Current Model LKC30CW

LKC40DW: Only the D1 Series is Equipped with PLC Connection Function

\*1: Different Models Can be Connected. However, Note that Rotation Operation is not Possible is the Units of Different Capacity or Different Maintenance Cycles are Connected.

\*2: Please Contact YANMAR for Supported PLC Manufacturers.

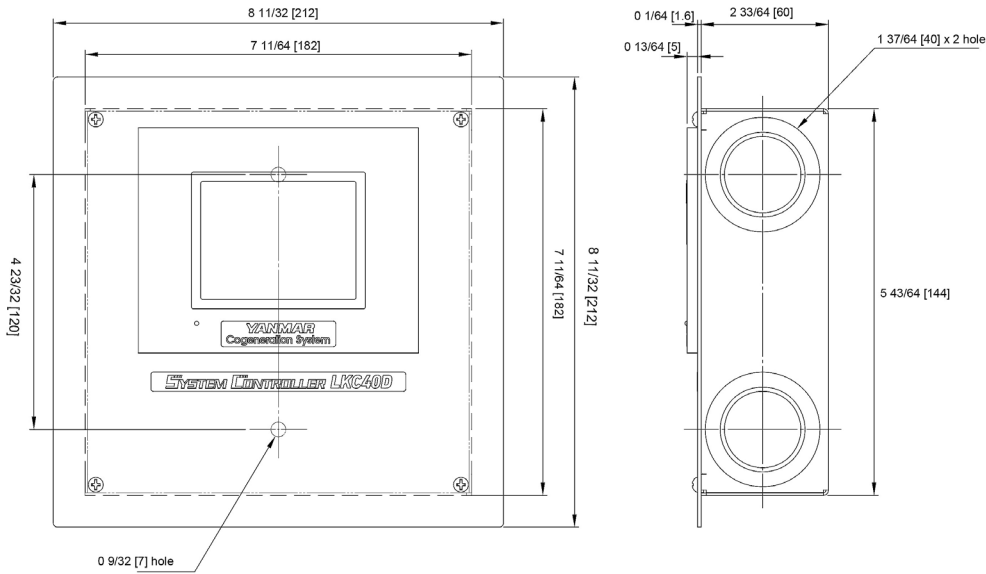
\*3: Additional Android or iOS app download required.

NOTE: Due to YANMAR's ongoing commitment to quality, specifications, ratings and dimensions subject to change without notice. Improper installation, adjustment, alteration, service or maintenance can cause property damage or personal injury. Installation and service must be in accordance with current specifications, ratings and dimensions and be performed by a qualified installer and servicing agency.

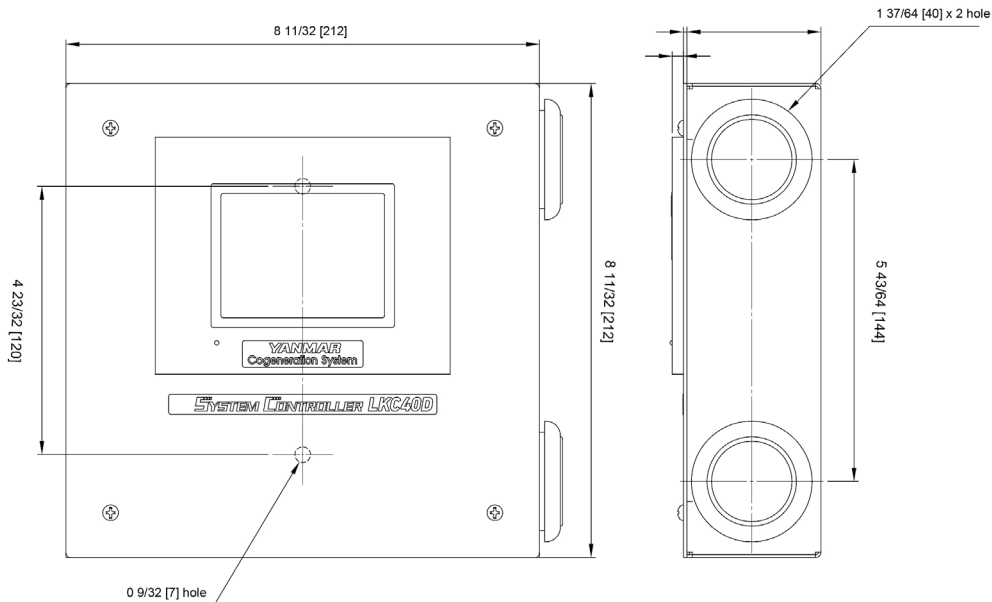


# LKC30DW/LKC40DW SYSTEM CONTROLLER

Dimensional Drawings:  
Embedded Type, Units: Inches [mm]



Dimensional Drawings:  
Wall-Mount Type (with RKC20C), Units: Inches [mm]



Notes:  
Please refer to the Operation Manual for functions and functions setting.

NOTE: Due to YANMAR's ongoing commitment to quality, specifications, ratings and dimensions subject to change without notice. Improper installation, adjustment, alteration, service or maintenance can cause property damage or personal injury. Installation and service must be in accordance with current specifications, ratings and dimensions and be performed by a qualified installer and servicing agency.